

2012 .

2009/72/ ,

1.

1

2,

¹ Pineau, P. Electricity Services in the GATS and the FTAA, Vol. 12: Iss. 2, Article 9., Available at: <http://digitalcommons.mcmaster.ca/esr/vol12/iss2/9>

² Xiuling, W., L. Junmin. Some considerations on electricity in GATS, US-China Law Review, Vol. 3, Article 4.

³, й

,

4.

5.

(commodity)⁷,

:

-
-
-
-

8.

),

9.

³ Bielecki, J, Electricity Trade in Europe: Review of Economic and Regulatory Challenges, 22 (International Energy & Resources Law & Policy), Kluwer Law International 2004.

⁴ .
⁵ : http://www.wto.org/english/docs_e/legal_e/legal_e.htm#services,
15.11.2013

⁶ <http://balans.bg/3331-zads-pylen-tekst/>

⁷ Chatnani, N. Commodity markets operations, instruments and applications, Tata Mcgraw Hill, 2010, p. 260

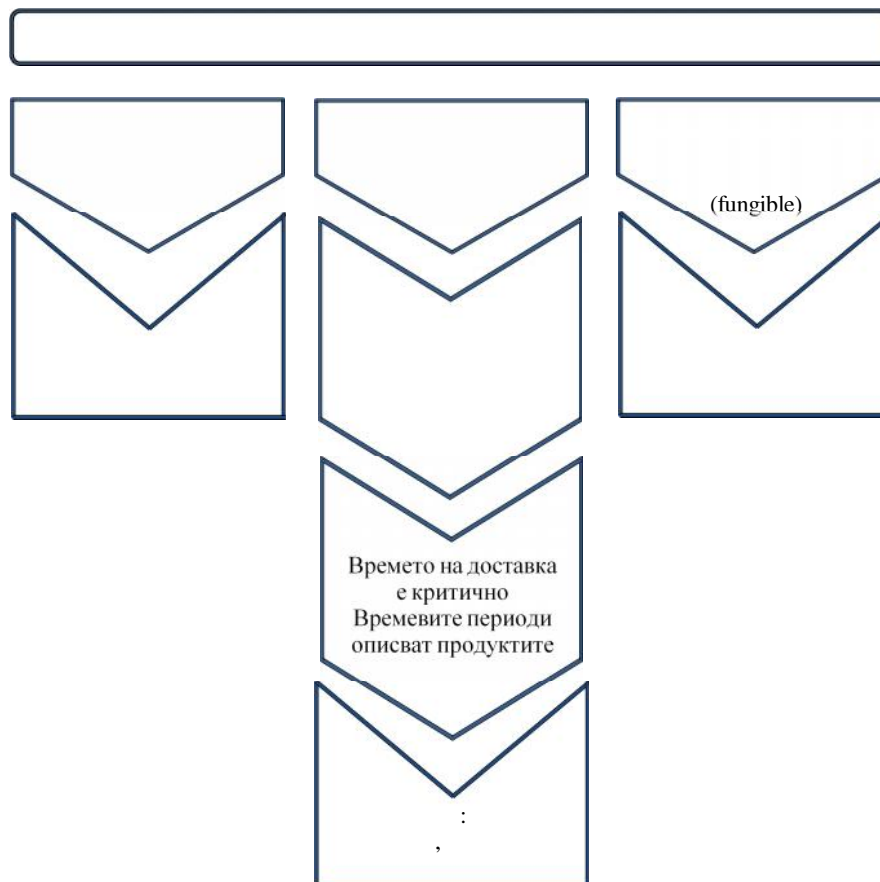
⁸ <http://www.eia.gov/todayinenergy/detail.cfm?id=10211>, 15,11,2013.

⁹ Alvarado, F., R. Rajaraman. Understanding price volatility in electricity markets= Proceedings of the 33d Hawaii International Conference on system science, 2000.

10.

(fungibility)

. 1.



. 1.

:

11

¹⁰ Bohi, D., M. Zimmermann. An update of econometric studies of energy demand. Annual review of Energy, 1984, p. 105-154. Filippini, M. Swiss Residential demand for electricity, Applied Economics Letters, 1999, p. 533-538.

¹¹ Burger, M, B. Graeber and G. Shindlmayr. Managing energy risk, an integrated view on power and other energy markets, J Wiley&Sons, 2007.

(Essential facilities doctrine)¹².

), ()

¹³.

().

UKPX, (EEX (), Nord pool (),)¹⁴.

(), ()

(commodity),

¹² <http://heinonline.org/HOL/LandingPage?collection=journals&handle=hein.journals/antil58&div=89&id=&page=>, 7.11.2013.

¹³ (ECD), 1996 – <http://www.oecd.org/competition/abuse/1920021.pdf> – 8.11.2013.

¹⁴ Madlener, E., Kaufmann. Power exchange spot market trading in Europe: theoretical considerations and empirical evidence, OSCOGEN discussion paper, 2002.

2.

5

1

2007 - 2012 .¹⁵

| | 2007 | 2008 | 2009 | 2010 | 2011 | 2012 |
|-----|--------|--------|--------|--------|--------|--------|
| () | 38 991 | 40 028 | 38 486 | 41 659 | 45 401 | 47 406 |
| | 3 057 | 3 097 | 2 662 | 1 166 | 1 450 | 2 353 |
| | 7 534 | 8 441 | 7 735 | 9 613 | 12 110 | 10 661 |
| () | 34 514 | 34 684 | 3 3413 | 33 212 | 34 741 | 34 595 |

2007 .
22% . -

42% - , 2009 2010 . 2007 . 2012 . , - -
- -
- -
(. 2):

2

16

| | 2007 | 2008 | 2009 | 2010 | 2011 | 2012 |
|-----|--------|--------|--------|--------|--------|--------|
| () | 34 514 | 34 684 | 33 413 | 33 212 | 34 741 | 34 595 |
| () | 9 376 | 10 027 | 10 302 | 10 559 | 10 679 | 10 841 |
| () | 25 138 | 24 657 | 23 111 | 22 653 | 24 062 | 23 754 |

¹⁵ www.nsi.bg

¹⁶ www.nsi.bg

2 ,

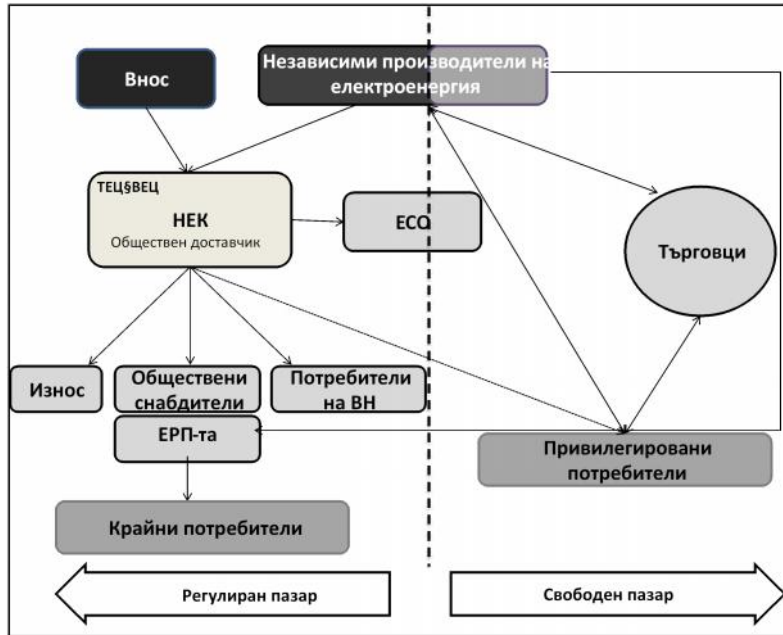
- ,

2009 2010 .

17

().

(). . 2



3.

18

3

3

19

| | () | | () | |
|------|--------|--|--------|--------|
| | | | | |
| 2008 | 34 684 | | 24 626 | 10 058 |
| 2009 | 33 413 | | 25 513 | 7 900 |
| 2010 | 33 212 | | 28 692 | 4 520 |
| 2011 | 34 741 | | 29 741 | 5 000 |

3

2 3

17%.

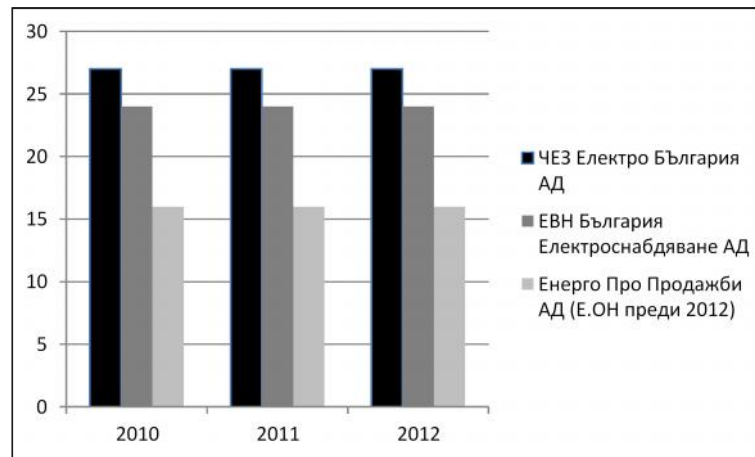
¹⁸ : ,2008, : „ ,2008.

¹⁹ www.nsi.bg

3.

19 500 000 . 50 (2003/54/ 2006 .

20 . 3



3.

21

²⁰

²¹

EnergoPro_GRID+SALES_Valuation-EN.pdf ,

§ 17.
« », <http://reports.aiidatapro.com/brokers/Karrol/8,11,2013>.

1,1 (28%).

1,5

24%

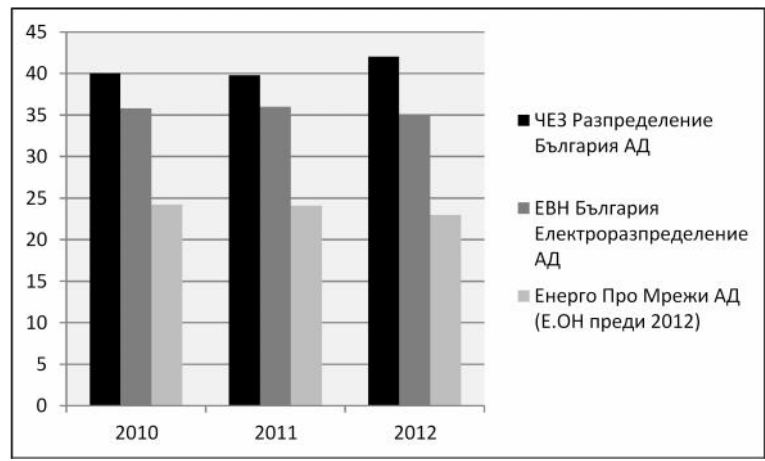
3,3

27%

16%

5%

(. 4)



. 4.

100%.

| | | | | |
|---|-----|--------------------------|-----|--------------|
| ” | “ | -140-11/ 13.08.2004 . | | 35 () |
| ” | “ | -141-11/ 13.08.2004 . | | 35 () |
| ” | “ | -135-07/ 13.08.2004 . | ” “ | 35 () |
| ” | “ | -135- 11/29.11.2006 . | ” “ | 13.08.2039 . |
| ” | “ / | -138-07/ 13.08.2004 . | ” “ | 35 () |
| ” | “ | -139-11/ 13.08.2004 . | | 35 () |

²³ http://www.dker.bg/firmi_listbg.php?LIC=0&P=374&SP=395&OID=

1) ;
 2) ();
 3) ().

100%

24.

” “.

25

7

²⁴ Krugman, P., R. Wells. Microeconomics, Worth publishers, 2005, p. 346-349.
²⁵

“ : <http://ftp.jrc.es/EURdoc/eur19829en.pdf> , 11,11,2013.

- (smart grid) ²⁶
- 2,8 ²⁷
- ²⁸
- ²⁹
- 1) :
 - 2) ().
 - 3)
 - 4) ,
 - 5) ().

²⁶ Ardito, L. G. Procaccianti, G. Menga, M. Morisio. Smart Grid technologies in Europe: An Overview, *Energies*, 2013, p. 251-276.

²⁷ , , , 2013.

²⁸ ²⁹ http://www.dker.bg/files/DOWNLOAD/ordinance_electro.pdf

**ANALYSIS OF THE STRUCTURE AND THE DEGREE
OF CONCENTRATION OF THE ELECTRIC POWER MARKET IN BULGARIA**

PhD student Georgi Georgiev

Abstract

The article examines the market for electricity in Bulgaria, beginning with a study of electric power in an economic aspect and determining the main characteristics, which set it apart from the remaining products. Having clarified the concept, there is analyzed the market in some of its principal characteristics such as traded amounts and participants and are identified the major participants. There is defined the type of concentration of the regulated market at the national and regional level by drawing out the causes and consequences of the market for electricity thus formed.

Key words: *electric power, market, structure, concentration.*